



C N D A D A N		AND	U C	U N V
NC				
31 D 2023				
		2023	2022	
		'000	B'000	
2		1, 4,237	1,729,945	
		( ,321)	(851,693)	
		4, 1	878,252	
3		30,502	27,692	
		(5 3,283)	(503,879)	
		(15 ,50 )	(111,543)	
		(2 ,384)	(24,320)	
	a	27 ,245	266,202	
4		(2, 1 )	(1,636)	
	a a	4	273,32	264,566
5		( 1,738)	(58,688)	
	a a	a	<u>211,588</u>	<u>205,878</u>
A	a .		201,218	191,840
	C		<u>10,370</u>	<u>14,038</u>
	a a	a	<u>211,588</u>	<u>205,878</u>

C N D A N N A N C A N

31 D 2023  
( )

2023  
'000      2022  
B'000

N - a

D

18 , 72	87,782
1,280	1,275
75,1 5	75,165
34,371	36,130
14, 8	4,679
<u>315,48</u>	<u>205,031</u>

C a

C

	4,996
3 0,3 2	271,795
120,2 7	89,459
118,1 8	54,655
10,513	
8,074	1,600
537,0 3	350,818
<u>1,154,507</u>	<u>773,323</u>

C a

C

2 0,107	239,673
225,303	176,450
2 ,3 1	15,657
28,381	23,274
1 , 38	38,091
<u>5 0,120</u>	<u>493,145</u>

N a

<u>5 4,387</u>	<u>280,178</u>
----------------	----------------

a a a

<u>0 ,873</u>	<u>485,209</u>
---------------	----------------

N - a

D

111,287	11,264
1, 5	1,935
<u>112, 4</u>	<u>13,199</u>

N A

<u>7 , 27</u>	<u>472,010</u>
---------------	----------------

C N D A N N A N C A 31 D 2023 ( )		N (C N N D)	
		2023 '000	2022 B'000
CA A AND V	9(-)	3,100	86,700
		<u>7,571</u>	<u>367,696</u>
a a a a		7,71	454,396
N -		<u>27,25</u>	<u>17,614</u>
A U		<u><u>7,27</u></u>	<u><u>472,010</u></u>







( )

D

D

D

( )

2022

	D <sub>1</sub> (B'000)	D <sub>2</sub> (B'000)	D <sub>3</sub> (B'000)	D <sub>4</sub> (B'000)	D <sub>5</sub> (B'000)	D <sub>6</sub> (B'000)
(i) 2022	695,265	314,466	477,525	227,071	15,618	1,729,945
(ii) 2021	305,495	212,193	236,975	116,920	6,669	878,252

	2023 '000	2022 B'000
(i) 2023	4, 1	878,252
(ii) 2022	30,502	27,692
(iii) 2021	(5 3,283)	(503,879)
(iv) 2020	(15 ,50 )	(111,543)
(v) 2019	(2 ,384)	(24,320)
(vi) 2018	(2, 1 )	(1,636)
C <sub>1</sub>	<u>273,32</u>	<u>264,566</u>

(ii) 2022

(i) 2023

3

	2023 '000	2022 B'000
(i) 2023	1, 37	1,455
(ii) 2022	3,3 0	380
(iii) 2021	27,243	1,950
(iv) 2020	18	24,553
(v) 2019	(1, 8)	(60)
(vi) 2018	(58 )	(586)
C <sub>2</sub>	<u>30,502</u>	<u>27,692</u>

(i) 2023



2023  
'000

2022  
B'000

(a) a



\*

15

5

	a	a	a	a
(a)	a a	a	a	a

2023  
'000

2022  
B'000

6 a 66 a a ( 66 )

7



7

a a a

	2023 '000	2022 B'000
F	83,288	62,834
D	13,735	9,282
A	1,800	1,900
A	1,033	13,956
	1,811	1,487
	<u>120,277</u>	<u>89,459</u>

A 31 D 2023, B10,660,000 (2022: B5,769,000) A

A a a

A ( )

	2023 '000	2022 B'000
C ( )	83,288	62,643
3		191
	<u>83,288</u>	<u>62,834</u>

F 30 90

8

a a a a

	2023 '000	2022 B'000
F	2,525	64,087
	31,811	22,035
	0,811	53,210
A		7,200
	38,182	25,442
	<u>1,344</u>	171,974
	12,834	18,222
	15	478
	53,15	48,999
	<u>2,0107</u>	<u>239,673</u>

A

	2023 '000	2022 B'000
3	1,183	63,301
6	74	204
9	10	13
1	244	.
2	18	569
	<u>2,525</u>	<u>64,087</u>

**Ca a a**

**(a) D**

	2023 '000	2022 B'000
D	B21.5	
(2022: B184.5)	B36.9	
	<u>100,083</u>	<u>160,000</u>

	2023 '000	2022 B'000
D	B184.5	
(2022: B36.9)	B92.3	
	B18.5	
	<u>1 0,000</u>	<u>80,000</u>

( ) a a a

N .	2023		2022	
	a ( '000)	'000	( '000)	B '000
A. 1	8,700	8,700	86,700	86,700
	34,800			
	32,000	,400		
A. 31 D	<u>45,500</u>	<u>3,100</u>	<u>86,700</u>	<u>86,700</u>


...

- ( ) A. ... C. 25 2023, ... B1 ...  
 B0.2 ... A. ...  
 433,500,000.
- ( ) 32,000,000 ... B0.2 ... \$9.7 ...  
 ... \$310,400,000 ...  
 ... B283,029,000) ... B269,241,000 ...  
 ... B13,788,000),  
 ... B6,400,000 ...  
 ... B262,841,000 ... C. ...

ANA N D U N AND ANA

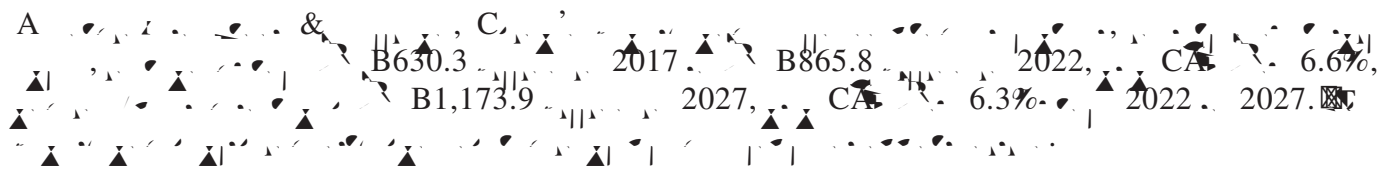
U N v

Na a a a , a C




Aa - a a a a a a

a



C a A a ' N a a D a N



1. a a a

A  C  (益普索) 


2. **С а а а**

2023, **В**


( ) - **С а**

**А** **Д** 31, 2023, 27  
18  
**Д** 31, 2023, 15  
**Д** **В** 104.0 2023, 56.2%  
17.7% 2022.

**В**




( ) C a




	2021	2022	2023
D	89	89	47
a	633	704	743


2023, A, A, A, B, D, B, B, (CA, A- B C), (全國城市農貿中心聯合會燕窩市場專業委員會), C



3. a & D



( ) N



B C A B  
C (新一代鮮燉燕窩發佈會暨年度環保成果報告會) B  
2023,

2023,  $B_{17.3}$   
 (燕之屋 - 燕寶詩).  $B_{746}$   
 2023,  $B_{17.3}$

2023,  $B_{142.0}$  7.2%  $B_{17.3}$   
 94.2% 2022.

4.  $C_a a a$

2023,  $A_{23.4\%}$   
 $CA_{557.1}$  2022.  $CA$   
 2023.

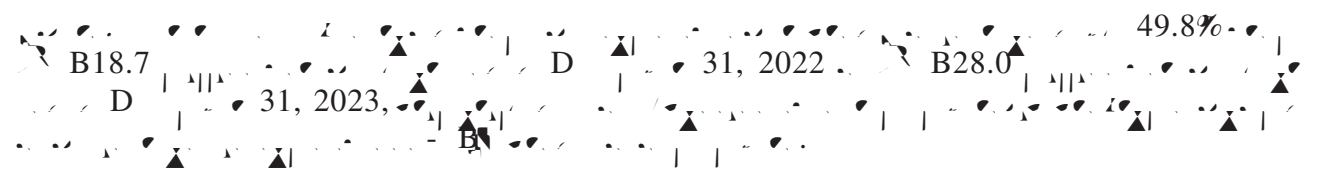

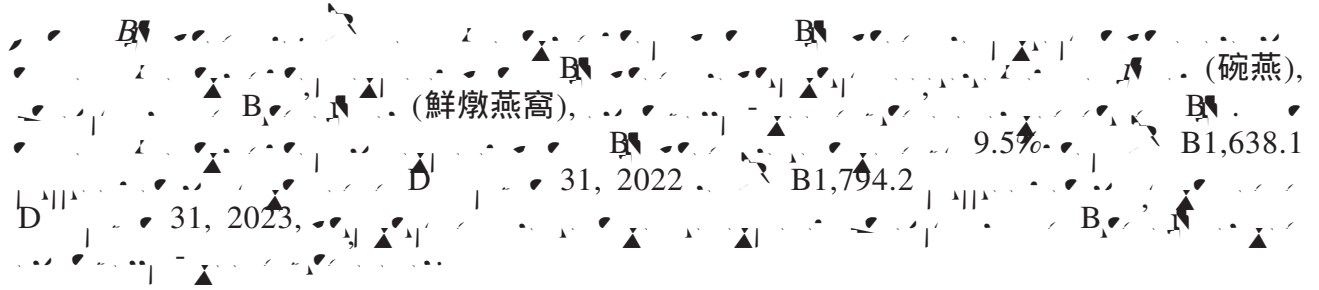
2023,  $CA_{557.1}$   
 2023,

5. **H a a a**  
 A (以客為尊, 守正利他, 創新實幹, 行穩致遠的企業價值觀)  
 2023, (2023 中國年度優選僱主獎)  
 (智聯招聘)  
 (重視人才, 尊重人才, 激發人才, 成就人才). A  
 31, 2023, 1,917  
 31, 2023, B293.5  
 C, B  
 C, 12, 2024  
 C, 7, 2024.

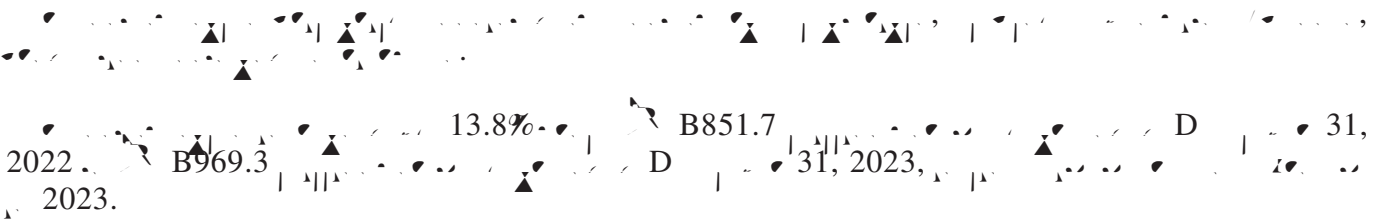
U **K**

W  
&D

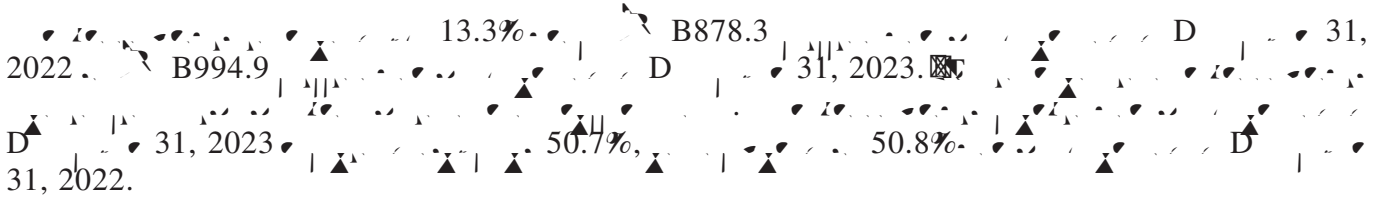
W (



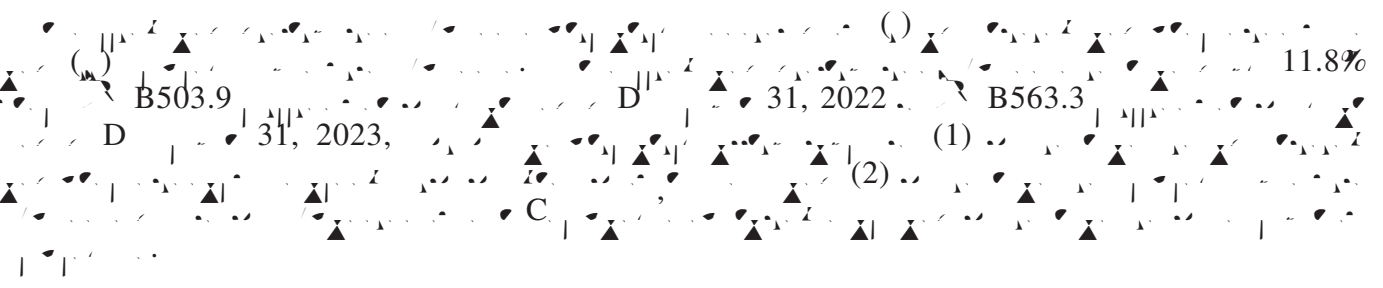
C a



a a



a





N - a

A ( ) A  
 ( )  
 A

( ) A

	a	D	31,
		2023	2022
		( B )	

a	a	a	211,588	205,878
---	---	---	---------	---------

A :		4,81	5,253
		37,323	

		,331	
--	--	------	--

A	( - a )	<u>244,3</u>	<u>211,131</u>
---	---------	--------------	----------------

, a a a a a

( ) D 31, 2022 2023, A  
 D 31, 2023, A

W B773.3 D 31, 2022  
B1,154.5 D 31, 2023, (1)  
2022; (3); (2) 2023; (4)

Ca B350.8 B D 31, 2022 B537.1 D 31, 2023. 53.1%  
B. B.  
B1.7 D 31,  
2023.

W B22.5 D 31, 2022 B24 D 31, 2022.

Ca a D 31, 2023, B22.5 D 31, 2022.

Ca a D 31, 2022 2023, B3.3 B33.9  
(1) (2)

C a

A. D 31, 2023, a a a a a a a

A. D 31, 2023, a a a a a a a

A. D 31, 2023, a

A. D 31, 2023, N a

A. D 31, 2022 2023, B594.4 B280.2 a

A. D 31, 2022 2023, B594.4 B280.2

	A D 31,	2023	2022
	(B594.4 B280.2)		
C	2,31	15,657	
N	111,287	11,264	
a	<u>137,78</u>	<u>26,921</u>	

A. D 31, 2023, a

**K a a a**

100% (1) 100% (2) 100% (3) 100% (4) 100% (5)

A / a  
D 31,  
2023 2022

	2023	2022
(1)	50.7%	50.8%
(2)	10.8%	11.9%
(3)	33.3%	49.9%
(4)	2.1	1.6
(5)	17.3%	5.7%

**N**

- (1) 100%
- (2) 100%
- (3) 100%
- (4)
- (5) 100%

**H N A N**

12, 2023. \$256.46

31, 2023.

	N	U	a	U	a
		a	D	D	a
		31, D			31,
		2023			2023
		( D <sub>1</sub> / D <sub>2</sub> )			
		25.6	/	/	25.6
		64.1	/	/	64.1

☒ D, ... C, ...  
☒ B, ... A, ... C, ...  
A, ... C, ... B, ... D, ...  
D, ...

A, ... C,  
C, ...

W, ... D, ... 31, 2023.

a , a                      C a '

☒ A a

☒ A C 3.21 3.22 C (A C) A C  
C C ☒ A C  
B A C

A A C  
C A D C A C A A

☒ A C 31 D 2023  
A C

☒ A

☒ D 31, 2023  
13.49(2) D 31, 2023  
A A C A

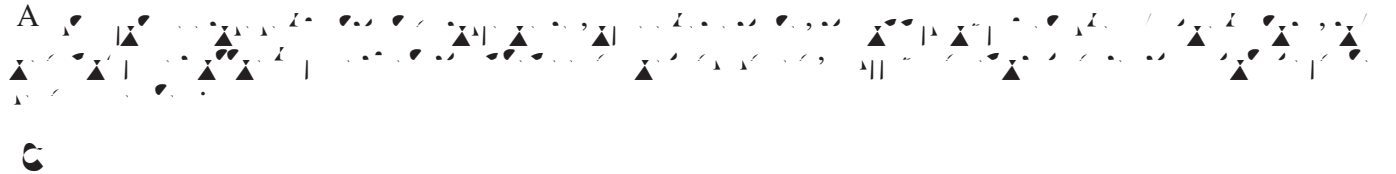
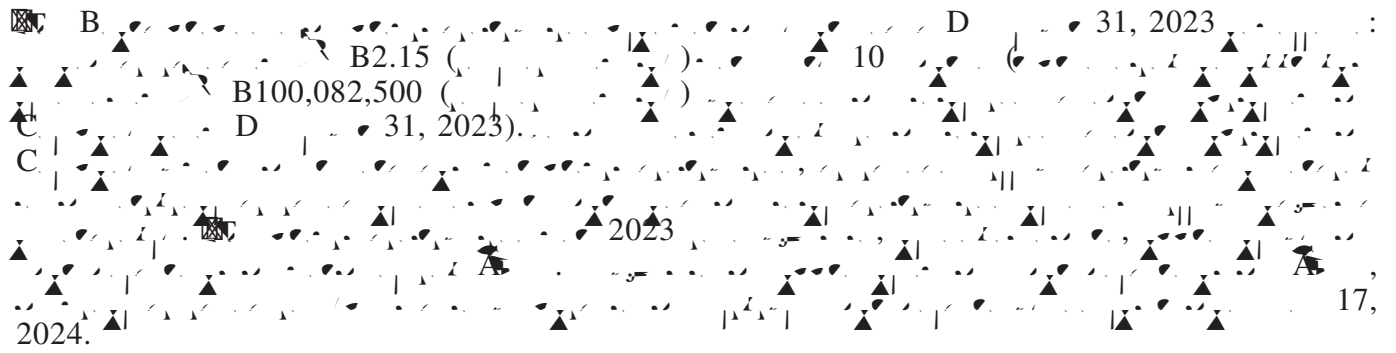
a

A D 9( )  
D


A C

A 21, 2024. A A  
C ( ) D (2) C


**a D**



**a A**



**a a**



a A a A a A a

☒ ( ) C ( ) ☒ 2023  
 ( )  
 C ( )

A a

B C

D N N

A . 21, 2024 C

A C B

B D C

B B

CA

CA C A (中國檢驗檢疫科學研究院)

C C C A C1

C B C (廈門燕之屋燕窩產業股份有限公司) (廈門燕之屋生物工程股份有限公司), B C (廈門燕之屋生物工程股份有限公司)

B +

D,

|

( )

|

( )

D. \$

A

D.

|

B.

| C.

C, C,

A, C

B ( B 1% 5%)

C.

( ) B0.2 C.

2024 C. 25, 2024, A. C. 7, 2024

( )

A C

A (A) A B. (A B.)

D 12, 2023, B.

C. B.

B.

C. A, C3, D.

C, A, A, C, A, C

C. 30, 2023

B.

